



**PIANO ELECTRIC**

height 1800 mm, length 443 mm. Sunstone finish (cod. 2D).

**Technical features:**

- manifolds with a 30 mm diameter circular section
- tubes made of sheet steel with a 50x10 mm rectangular section
- complete with thermal liquid
- electric resistance equipped with a WiFi electronic control
- red textile power cable, length 1200 mm, SCHUKO plug
- Class II, IP24
- horizontal and vertical installation; in horizontal installation the LEDs must be pointing downwards
- VOC function i.e. air quality control

**Price included:**

- fixing brackets complete with screws and anchors
- multicolored LED lighting system (optional) with adjustable intensity

Finishes available	Surcharge
Standard White	
Classic finished	
Special finished	
Other RAL colors	

Finishing codes see page 596.

## WiFi control unit \*

Control your radiator remotely using the Irsap.now app available from the store (Android and iOS).

Compatible with the systems:



The WiFi control, on the radiator, connects to smartphones, making product management simple and immediate, configurable by downloading the IRSAP NOW APP available from all Android and IOS stores.

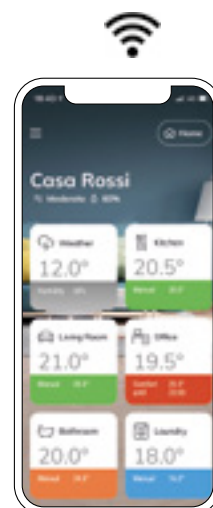
This APP allows the management of multiple homes, allowing individual rooms or zones to be configured independently.

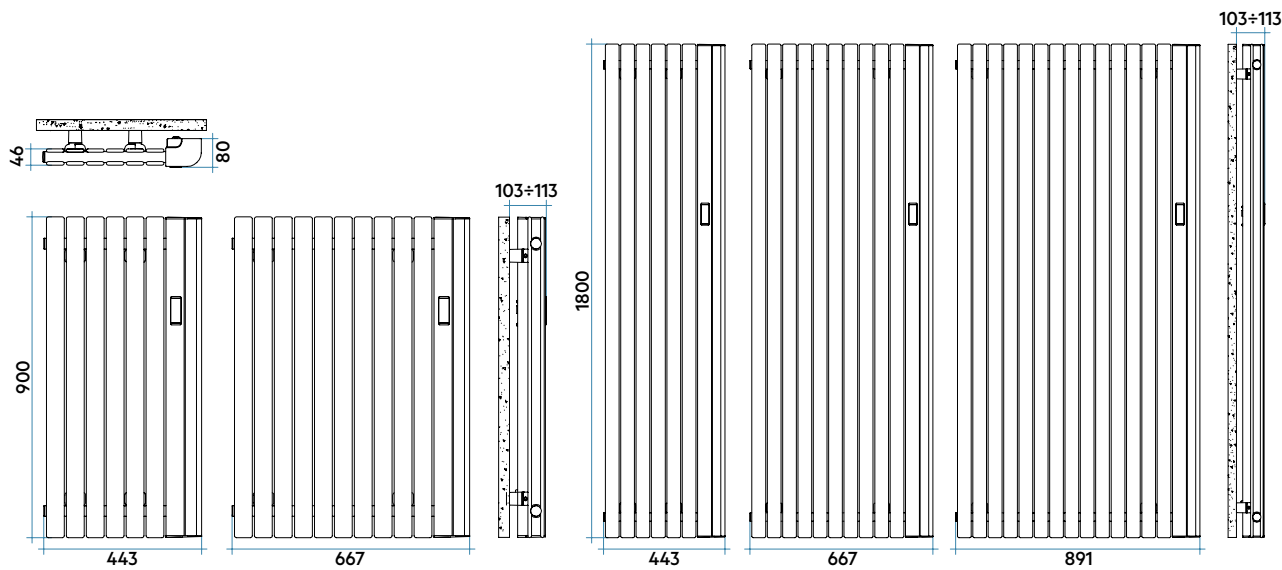
The WiFi control is compatible with Google Home and Amazon Alexa.

As well as monitoring and setting the desired temperature, the WiFi control has the following functions:

stand-by function, key lock function, antifreeze function, HOME/AWAY function (geolocation), holiday function, detect open window function, ITCS function (Intelligence Temperature Control System), which allows you to have the exact temperature at the set time, VOC function i.e. air quality control.

\* Available only for UE and CH.

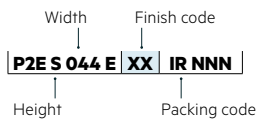




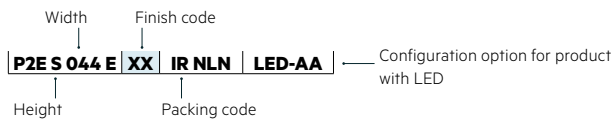
Model	Code	Depth	Height	Width	Weight	Electric Power
		P mm	H mm	L mm	Kg	Watt
PIANO Electric 500 Watt	<b>P2ES044E XX IR NNN</b>	80	900	443	21,2	<b>500</b>
PIANO Electric 750 Watt	<b>P2ES066E XX IR NNN</b>	80	900	667	32,0	<b>750</b>
PIANO Electric 1000 Watt	<b>P2EE044E XX IR NNN</b>	80	1800	443	40,3	<b>1000</b>
PIANO Electric 1500 Watt	<b>P2EE066E XX IR NNN</b>	80	1800	667	60,4	<b>1500</b>
PIANO Electric 1800 Watt	<b>P2EE089E XX IR NNN</b>	80	1800	891	80,4	<b>1800</b>
PIANO Electric with led 500 Watt	<b>P2ES044E XX IR NLN - LED-AA</b>	80	900	443	21,2	<b>500</b>
PIANO Electric with led 750 Watt	<b>P2ES066E XX IR NLN - LED-AA</b>	80	900	667	32,0	<b>750</b>
PIANO Electric with led 1000 Watt	<b>P2EE044E XX IR NLN - LED-AA</b>	80	1800	443	40,3	<b>1000</b>
PIANO Electric with led 1500 Watt	<b>P2EE066E XX IR NLN - LED-AA</b>	80	1800	667	60,4	<b>1500</b>
PIANO Electric with led 1800 Watt	<b>P2EE089E XX IR NLN - LED-AA</b>	80	1800	891	80,4	<b>1800</b>

Key Codes

PIANO EL. without LED option



PIANO EL. with LED option



Indication of possible installations

